



Zap Business Intelligence



Powerful business intelligence
software to drive your business

Zap Business Intelligence

Zap Business Intelligence is a web-based business intelligence solution that provides the big picture you need to drive your company's success. It delivers a shared understanding of key data across the whole organisation so you can monitor and improve performance. With Zap Business Intelligence, you can instantly find out how your company is doing, understand why, and plan for the future.

Zap Business Intelligence provides a common information system across your business, from the CEO to the shop floor. It takes data from your business operations systems – such as Enterprise Resource Planning (ERP), finance, payroll, sales, manufacturing, point-of-sale, Customer Relationship Management (CRM) – and provides an integrated view of performance. Your employees access a user-friendly web portal and view dashboards, analysis, reports and scorecards to help them make decisions and decide on strategy. Selected information can also be shared with trading partners, suppliers and customers.

"Zap Business Intelligence has greatly reduced the time it takes us to prepare monthly financial statements...This has allowed us to have more time for meaningful analysis of the underlying financial information."

Mark Dartanian
Financial Manager, Operations
Veolia Water

Benefits to your business

- Focus your business through a centralised information portal.
- Proactively detect issues and opportunities at the earliest possible stage.
- Provide a shared understanding of performance across the organisation.
- Reduce manual reports and processes with automation.
- Provide self-service information.
- Enable fact-based decision-making.
- Improve data accuracy and minimise errors.

Why choose Zap Business Intelligence?

- **User friendly** and designed to be used from the CEO to the shop floor, Zap Business Intelligence requires minimal training to use.
- **Web-based** with everything you need in one portal. Key business intelligence functionality – dashboards, analysis, reports and scorecards – is housed in a web portal, with no software to install or maintain for end users.
- **Low maintenance** for your IT department. As a web-based solution, Zap Business Intelligence is fast to roll out and easy to maintain.
- **Highly scalable** to grow with your business. Zap Business Intelligence is used by small to medium businesses, right through to enterprises with thousands of users in multiple geographic locations.
- **Analyse any type of data** from your business systems. Zap Business Intelligence takes data from any business system, and presents a unified picture of how your business is doing.
- **Microsoft-based** and affordable. You don't pay for proprietary tools, and you can make use of your existing investment in Microsoft® technology.
- **A total solution** for all your business intelligence and performance management needs. Zap Business Intelligence can provide your single source of management information and reports.



Reporting

Self-service reporting for all employees

Business intelligence reporting allows employees at all levels to pull information from a company's business systems for day-to-day operations and decision-making. Zap Business Intelligence provides flexible reporting functionality to meet all your reporting needs.

Benefits to your business

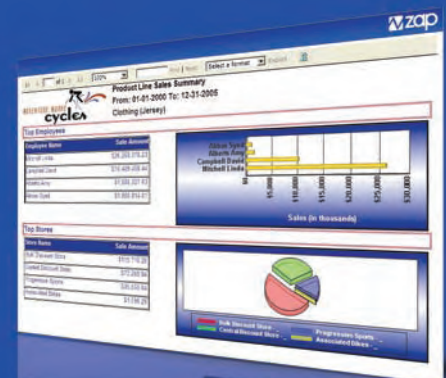
- Streamlined month-end reporting process: Produce formatted month-end report packs for your business to make the reporting process more consistent and efficient.
- Real-time business information available across your organisation: Any business user can easily run Zap's reporting tools to create instant reports on real-time data from your business systems. This enhances decision-making throughout the enterprise.
- All your reporting needs in one solution: Zap Business Intelligence provides both OLAP reporting and relational reporting to meet the full spectrum of your reporting needs.



Zap Reporting

Zap Reporting enables the production of structured, formal reports such as month-end financial statements. This type of reporting delivers information in a standard format for regular business use. Zap Reporting:

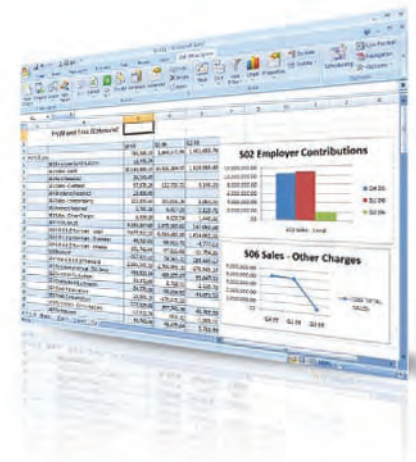
- Has a web interface for easy access, use and maintenance.
- Integrates data from multiple corporate sources for reporting.
- Combines 3D charts with drill-down, matrix cross-tabs with drill-down, multiple report linking, and cascading parameters.
- Includes Quick Query for simple ad-hoc reporting and a drag-and-drop Query Builder for more complex ad-hoc reporting.
- Allows you to export, share and manage your reports.
- Enables permissions-based publishing for both private and public distribution of reports across your business.



Zap Office

Zap Office meets the need for business intelligence reporting and analysis via an Excel interface. Zap Office allows users to embrace business intelligence in the familiar environment of Microsoft Excel® – with added powerful functionality. This ensures that training requirements are minimal and user adoption is fast and intuitive. Zap Office provides rich functionality, including:

- Report and chart creation using wizards or simple drag and drop.
- Fixed and free form report layout for complete flexibility.
- Comprehensive sorting, filtering and pivoting.
- Drill down/up on data to break down underlying detail.
- Report scheduling and distribution.
- Export to a wide variety of formats.
- Offline access to company data, without a network connection.
- Ability to publish reports back to the Zap web portal for sharing with the rest of the organisation.
- Interaction with data using the full range of Excel functions including calculations, charts, and pivot tables.

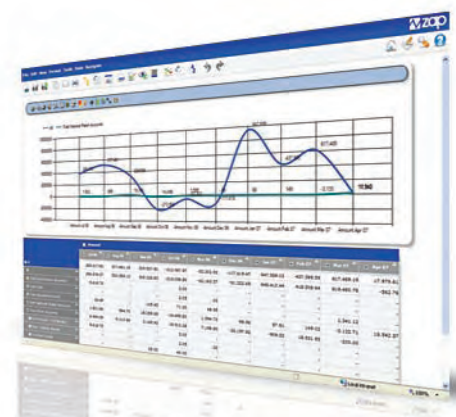


Analysis

Instant analysis to uncover trends and issues

Analysis is often used to reveal trends that might not be discovered easily by viewing standard reports – to identify changes, problems and opportunities. Users can “slice and dice” data to quickly investigate multiple business dimensions, such as sales per product, per region, per year. Analysis in Zap Business Intelligence:

- Enables users to explore multidimensional data in either graphical or tabular view from many different perspectives by filtering, drilling down, swapping, slicing and dicing.
- Has a user-friendly drag and drop web interface that makes building complex reports easy. The intuitive “dimension browser” shows dimensions, hierarchies, and measures into which business data is organised.
- Supports exception highlighting, thresholds, ranking, pagination, annotation, report sharing, and exporting to Excel and PDF.



Dashboards

Make sense of complex data with dashboards

Business intelligence dashboards give you an instant visual snapshot of how your company is performing. Many CEOs run their business from an executive dashboard that shows key performance indicators and scorecards across the entire business. Dashboards in Zap Business Intelligence:

- Unite data from different core areas such as sales, marketing, finance, HR, logistics, and distribution to provide an overview of the entire company.
- Can be created from out-of-the-box templates that enable users to get started immediately, without the need for any programming expertise.
- Can be filtered on-the-fly. For example if you're looking at customer service metrics across the company, you can filter your dashboard to see metrics for one particular customer.
- Are easily customisable, allowing employees to have dashboards for their specific area of responsibility.
- Provide drill-down to lower level reports for more detail.



Scorecards

Measure performance against targets

Business intelligence scorecards are a collection of metrics such as revenue and cash flow that are used to measure a company's performance against targets. They help executives turn their business strategy into specific goals that can be communicated, measured and monitored throughout the company. Performance-based scorecards keep a business accountable and focused on achieving set results. Scorecards in Zap Business Intelligence:

- Show you at a glance how the business is doing and where you need to focus. Scorecards highlight what you had aimed to achieve, and what the difference is between objectives and results.
- Measure each key performance indicator (KPI) against target, with the results compared with the previous time period.
- Can be linked to underlying data so that managers can click through to investigate problem areas further.
- Can be created from out-of-the-box business scorecard templates that enable you to get up and running immediately, without the need for any special scorecard programming expertise.
- Are flexible, easy to use and easy to deploy.



Technical specifications

Deployment and integration

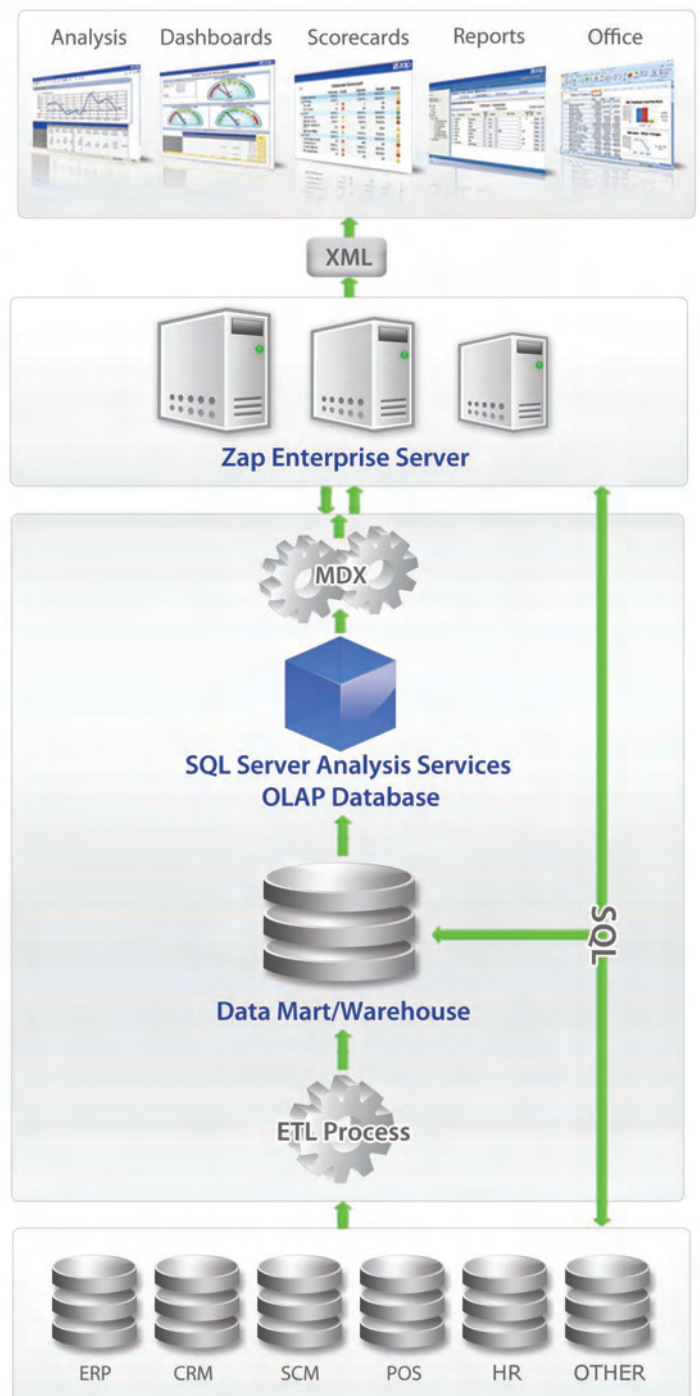
- The zero footprint web architecture installs easily and quickly on your server environment with no intrusion on your end-users' computers.
- Presentation of individual reports through SharePoint via a Page Viewer web part, without compromising security.
- A comprehensive diagnostics utility instantly returns detailed diagnostic information for efficient troubleshooting.

Performance, security and administration

- Specifically designed to minimise network bandwidth usage.
- Leverages the performance of 64-bit platforms to optimise analysis of massive datasets.
- Scalable from one to thousands of concurrent users – proven by industry standard performance testing.
- Security uses Windows® Active Directory for authentication and offers a comprehensive authorisation model.
- Offline auditing can track any piece of data viewed by any user at any time, with a negligible impact on performance.

System requirements

- Operating System: Windows 2000 Desktop/Server, Windows XP, Windows Vista, Windows 2003 Server*
- Web Server: IIS 5, IIS 5.1, IIS 6*, IIS 7
- Database Server: SQL Server 2000, 2005*
- Client: Internet Explorer 6, 7*





zaptechnology.com



10 Anson Road, #09-17 International Plaza, Singapore 079903
<http://www.biz-performance.com>



For further Information on our products and services please contact Biz Performance at the above address or Email: enquiry@biz-performance.com